
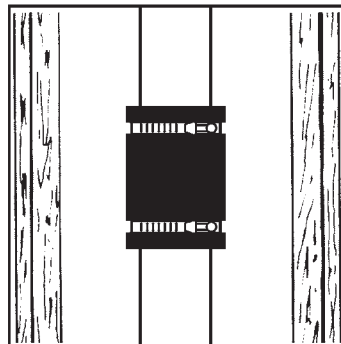


# Fernco Flexible Coupling Installation

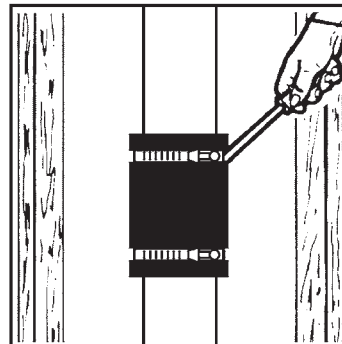
IN HOUSE APPLICATION - For sewer, drain, waste and vent piping.



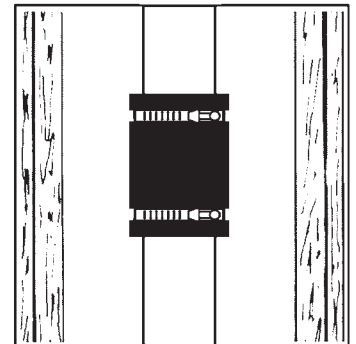
Loosen the stainless steel clamps. Do not remove clamps from coupling.



Slide flexible coupling over the pain spigot ends of the two pipe.



Tighten clamps to 60 inch-lbs. or torque.



Support pipe and pressure test\* for leaks before concealing joint.



\*Maximum test pressure  
4.3 PSI (29.6 KPA)

United States  
PH: 810-653-9626  
FX: 810-653-8714

[www.fernco.com](http://www.fernco.com)

Canada  
PH: 519-332-6711  
FX: 519-332-8610